

Name _____








CHEM 230 SEMESTER 01-2015 HOMEWORK 3

Print out this homework on letter sized paper. Answer the questions carefully (not on this sheet) and then submit your answers on Monday morning at the start of class. Note that if there is clear evidence of copying, the whole exercise may attract a zero mark, and the matter may be reported to the authorities.

1) The standard enthalpies of combustion of some *normal* (unbranched) alkanes at 25°C are given below:

Alkane	Molecular formula	ΔH_c^\ominus /kJ mol ⁻¹
ethane	C ₂ H ₆	-1560
propane	C ₃ H ₈	-2219
butane	C ₄ H ₁₀	-2877
pentane	C ₅ H ₁₂	-3509
hexane	C ₆ H ₁₄	-4163
heptane	C ₇ H ₁₆	-4817
octane	C ₈ H ₁₈	-5470

- a) Using Excel, or otherwise, plot a graph of ΔH_c^\ominus against number of CH₂ (not CH₃) groups. (For help, see footnote¹ below.) From your graph determine the (average) value of ΔH_c^\ominus per CH₂ group. (The equation gives you the values you need.)
- b) The difference between ΔH_c^\ominus (pentane) and ΔH_c^\ominus (butane) is 632 kJ mol⁻¹, somewhat different from your average value. Explain this difference by considering the states of the reactants.
- 2) The catalytic hydrogenation of alkenes is exothermic and its value depends to some extent on how the alkene is substituted, as shown below:

Situation of double bond	Description of alkene	ΔH_H^\ominus /kcal mol ⁻¹ (average over many different molecules) ²
	unsubstituted	-32.5
	monosubstituted	-30.0
	<i>cis</i> -disubstituted	-28.2
	<i>gem</i> -disubstituted	-27.9
	<i>trans</i> -disubstituted	-27.4
	trisubstituted	-26.8
	fully substituted	-26.3

¹ On older versions of Excel it is a little tricky to choose the values to put on the *x*-axis. Choose *scatter plot* as the type of chart. Select the ΔH_c^\ominus values to plot. Insert the chart in the spread sheet and then right-click on one of the data points. Select *source date*, select *series*, and, with the cursor in the box for *x-values* (which should be empty), select the required values. Click on OK. Right-click on one of the data points again, select *add trendline* and *linear*. Now click on *options* and check *display equation on chart*.

² These are common, but obsolete, units. Multiply by 4.18 to convert to kJ mol⁻¹.

Name _____

- a) Which are the least and most stable types of alkene? Explain your choice and calculate the percentage difference, in terms of energy, between the least and most stable forms.
- b) Calculate the $\Delta H_{\text{H}}^{\ominus}$ value for the hypothetical molecule, 1,3,5-cyclohexatriene. (Like benzene, but with alternate double and single bonds.) Explain the difference between your calculated value and the observed $\Delta H_{\text{H}}^{\ominus}$ value for benzene of $-49.8 \text{ kcal mol}^{-1}$.
- 3) Show, by means of stereochemical formulae and mechanisms, why the reaction of cyclohexene with bromine leads to the formation of *trans*-1,2-dibromocyclohexane, and not *cis*-1,2-dibromocyclohexane.
- 4) In each of the following cases, suggest a formula for the alkene which would give rise to the product (or products) of reductive ozonolysis. Give also the name of the alkene in each case.

